



RELIABLE
WINDOWS



713-364-4482

admin@reliablewindowstx.com

**6706 Calle Lozano Drive
Houston, TX 77041**

TheReliableWindows.com



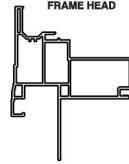
NEW CONSTRUCTION WINDOWS

SH57WW SINGLE HUNG

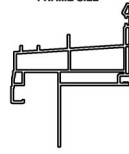
the CORE window & door platform products by VEKA



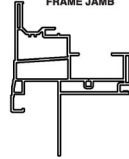
SH5702 FRAME HEAD



SH5703 FRAME SILL



SH5701 FRAME JAMB



V-704 LOCK RAIL



V-716 GLAZING BEAD



V-705 COMMON RAIL



V-717 SASH STOP



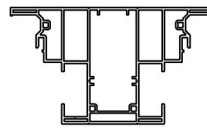
V-706 MEETING RAIL



V-760 BALANCE COVER



V-718 INTEGRAL MULLION



FEATURES & BENEFITS

- Equal glass.
- Grade 50 performance.
- Continuous head and sill with integral mullion.
- All Welded, Brickmold, Sloped sill, wood window look.
- Sweep lock – no keeper needed. Passes forced entry.
- 3/4" glass capability or 5/8".
- Front load coped glazing bead.
- Full 1-1/2" integral nailfin.
- Dual weatherstripping.
- Long reach interlock. No colliding or missing.
- Double wall frame for less roll.
- Universal pivot shoe pocket, Spiral, Block & Tackle, and Constant force balance option.
- Interior glazed fixed lite - for easy drywall pass-through capability.
- Drywall pass through clip also used in integral mullion.
- No sill tower notch at integral mull.
- Strong integral mull reinforcement.
- Optional two piece field mulling system.
- Head drip fin for field mulling.
- Integral mullion and field mull are the same size glass and sash.
- Two profile sash.
- Head material used for Single Hung and Picture Window.
- Full family of Single Hung, Single Slider, 3-lite Slider, and Picture Window.

MFG. LIMITATIONS

	Width
Minimum	*
Maximum	48"

	Height
Minimum	*
Maximum	77"

* Minimum width and heights are determined by process machinery capabilities.

BASELINE PERFORMANCE

Thermal Insulation

GLASS	Uc Value	R Value
Low-E/Argon/Dual	.28	3.57
Low-E/Argon/Dual (#4)	.24	4.17

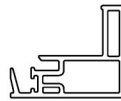
Structural Performance

Air Infiltration@ 25MPH	.12 cfm/ft ²
Water Penetration	7.5 psf
Uniform Loads	+/- 75.0 psf

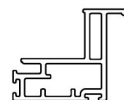
AAMA RATING: R-PG50-H

Optional Profiles

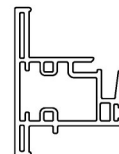
SE4636 LOCK RAIL



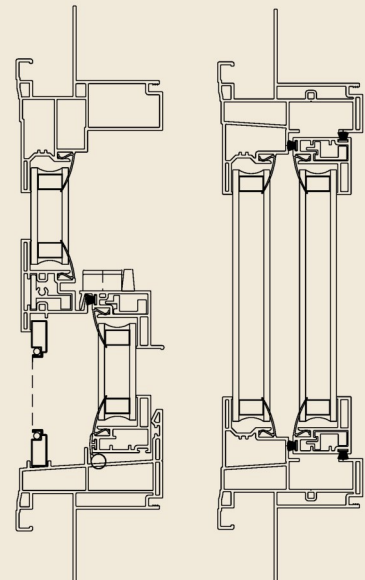
SE4637 LIFT RAIL



SH4604 MEETING RAIL



ASSEMBLIES

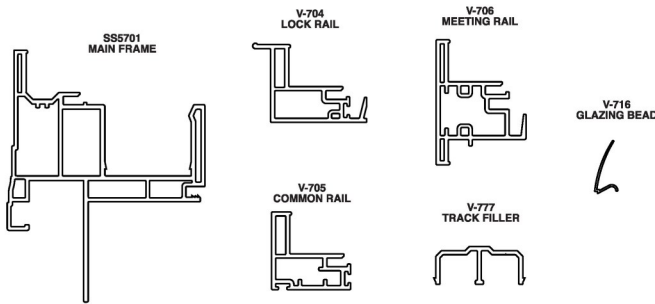




NEW CONSTRUCTION WINDOWS

SS57WW SINGLE SLIDER

the CORE
window & door platform products by VEKA



MFG. LIMITATIONS

	Width
Minimum	*
Maximum	72" (XO) 120" (XOX)

	Height
Minimum	*
Maximum	60"

* Minimum width and heights are determined by process machinery capabilities.

BASELINE PERFORMANCE

Thermal Insulation

GLASS	Uc Value	R Value
Low-E/Argon/Dual	.28	3.57
Low-E/Argon/Triple #4	.24	4.17

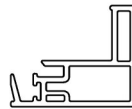
Structural Performance

Air Infiltration@ 25MPH	.16 cfm/ft ²
Water Penetration	5.25 psf
Uniform Loads	+/- 60.0 psf

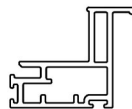
AAMA RATING: HS-R35

Optional Profiles

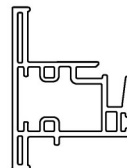
SE4636
LOCK RAIL



SE4637
LIFT RAIL



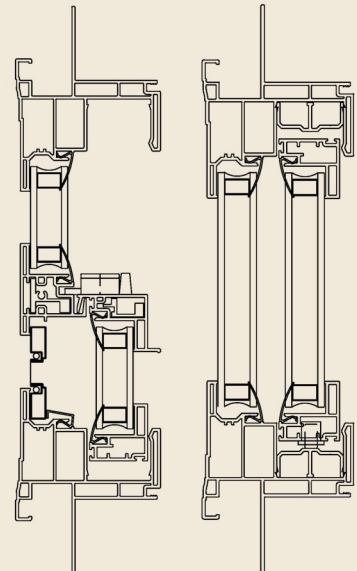
SH4604
MEETING RAIL



FEATURES & BENEFITS

- Equal glass.
- All Welded, Brickmold, Sloped sill, wood window look.
- Sweep lock – no keeper needed. Passes forced entry.
- 3/4" glass capability or 5/8".
- Front load coped glazing bead.
- Full 1-1/2" integral nailfin.
- Dual weatherstripping.
- Long reach interlock. No colliding or missing.
- Double wall frame for less roll.
- Interior glazed fixed lite - for easy drywall pass-through capability.
- Drywall pass through clip also used in integral mullion.
- No sill tower notch at integral mull.
- Strong integral mull reinforcement.
- Optional two piece field mulling system.
- Head drip fin for field mulling.
- Integral mullion and field mull are the same size glass and sash.
- Two profile sash.
- Head material used for Single Hung and Picture Window.
- Full family of Single Hung, Single Slider, 3-lite Slider, and Picture Window.

ASSEMBLIES



BENEFITS OF RELIABLE VINYL WINDOWS

RELIABLE ADVANTAGE

Our windows are built using VEKA's 5700 series a time tested vinyl platform known for durability; thermal performance, and clean aesthetics. Whenever you're upgrading a home or building new, these windows are crafted for long lasting performance and a sleek modern finish.

LOW MAINTENANCE

- No painting or sealing required-just simple cleaning.
- Durable and resistant to rotting, fading, or warping.

ENHANCED CURB APPEAL

- Available in a variety of styles and colors to match your home's aesthetic.
- Sleek, modern design that enhances the look of any property.

NOISE REDUCTION

- Blocks outside noise for a quieter, more peaceful environment.
- Ideal for homes in busy, noisy areas.

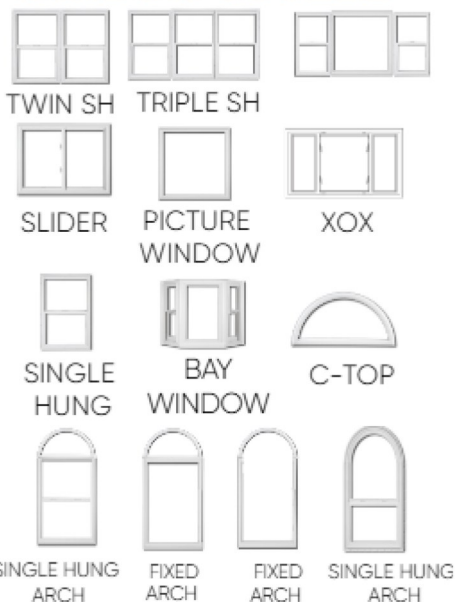
ECO FRIENDLY

- Energy-efficient design helps reduce your carbon footprint.
- Vinyl is recyclable, making a sustainable choice.

SAFETY & SECURITY

- Strong, durable material provides an extra layer of protection.
- Double or triple glazing offers enhanced security.

WINDOW STYLES



COLOR OPTIONS



GLASS INFORMATION



See what's possible™

Product	Visible Light			Solar Energy	Thermal	UltraViolet		NFRC ID
	Transmittance Tvis	Reflectance		SHGC	U-Value	Trans UV	Fade Factor*	
		out	in					
CG 55	55%	15%	19%	.258	.243	15%	39	26163
CG 55 + IS 20 #4	54%	16%	19%	.250	.202	14%	38	26163/3298

-Customers in warm climates will enjoy plenty of light and views without the heat and glare.



TEMPERED GLASS



LOW E GLASS



OBSCURE GLASS



RAIN GLASS

65%
Vis Trans



0.27
SHGC

Whole-Window Performance Criteria

	U-Factor	SHGC	
▶ Northern	≤0.22	≥0.17	Prescriptive
	=0.23	≥0.35	Equivalent Energy Performance
	=0.24	≥0.40	
	=0.25		
	=0.26		
▶ North-Central	≤0.25	≤0.40	
▶ South-Central	≤0.28	≤0.23	
▶ Southern	≤0.32	≤0.23	

0.24
U-Factor

5%
UV Transmission

- HIGH ENERGY EFFICIENCY
- CUSTOM SHAPES & SIZES
- NEUTRAL COLOR

- LAMINATED OPTIONS
- THICKNESS: 2.2 TO 6MM
- MAX DIMENSIONS: 96" X 144"



ADDITIONAL INFORMATION

WITH NAIL FIN/ NO NAIL FIN

Nail Fin



The nail fin is attached directly to the house's frame in new construction and replacement projects where studs are exposed.

Finless



Commonly used for replacement projects, this window inserts into your existing frame leaving interior and exterior trim undisturbed.




BAR COLORS

SCREENS



BLACK SCREEN







WHITE SCREEN



ALMOND SCREEN

WINDOW GRID OPTIONS



WINDOWS THAT WORK

BEAUTY, EFFICIENCY, RELIABILITY





TESTIMONIALS

'I called for a quote and got quick response and their lead time was amazing.' S.P

'Wonderful experience and outstanding customer service.' S.M

'Excellent prices and very good window material.' W.S

COMPANY ADDRESS & INFORMATION

6706 CALLE LOZANO DR HOUSTON TX, 77041

ADMIN@RELIABLEWINDOWSTX.COM

HOURS: 7AM-3:30PM

OPEN: MONDAY-FRIDAY

BY APPOINTMENT: SATURDAY

CLOSED: SUNDAY



CONTACT US
(713)-364-4482